

RB LuxTopic - Aktien Europa A

Targets particularly substantial large European companies with earning capacity



Minimum Investment

0 EUR

Fund Facts

ISIN	LU0165251116
WKN	257546
Bloomberg	DJELTAE LX
Reuters	LU0165251116.LUF
Asset Class	Fund Eurozone Large-Cap Equity
Minimum Equity	51%
Partial Exemption of Income ¹	30%
Investment Company ²	DJE Investment S.A.
Fund Management	Robert Beer Management GmbH
Type of Share	payout ²
Financial Year	01/01 - 31/12
Launch Date	25/06/2003
Fund Currency	EUR
Fund Size (25/04/2024)	201.12 million EUR
TER p.a. (29/12/2023) ²	2.01%

This sub-fund/fund promotes ESG features in accordance with Article 8 of the Disclosure Regulation (EU Nr. 2019/2088).³

Ratings & Awards⁴ (28/03/2024)

Morningstar Rating Overall⁵ ★★★★★

German Fund Award 2023 and 2024

"Outstanding" in the category "Equity Funds Europe"

Austrian Fund Award 2023 and 2024

"Outstanding" in the category "Equity funds Europe"

€uro Fund Award 2023

1st place over 3 and 5 years in the category "Equity Funds Eurozone"

Investment Strategy

The investment focus of RB LuxTopic - Aktien Europa is on shares of major European companies. These organisations generate their revenues not only in Europe but also in the high-growth regions of the world. They have sound assets and high earning power. A technical selection process is used to choose individual stocks from the universe of European blue chips. The active risk management is also used to limit the negative effect of market downturns. In addition to equities, it can also invest in fixed and variable-rate securities.

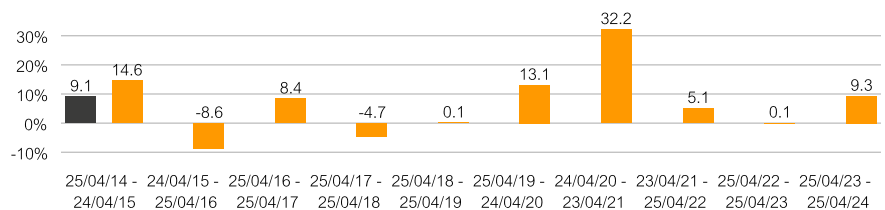
Performance in % since inception (25/06/2003)

■ RB LuxTopic - Aktien Europa A



Rolling Performance over 10 Years in %

■ Fund (net) in consideration with the maximum issue surcharge of 5.00%
 ■ Fund (gross) RB LuxTopic - Aktien Europa A



Performance in %

	MTD	YTD	1 Yr	3 Yrs	5 Yrs	10 Yrs	SI
Fund	1.38%	7.68%	9.31%	15.01%	71.87%	86.12%	283.40%
Fund p.a.	-	-	-	4.76%	11.43%	6.41%	6.66%

Source for all performance data: Anevis Solutions GmbH, own illustration. As at: 25/04/2024.

The Funds are actively managed by DJE and, where a benchmark index is indicated, without reference to it. The presented charts and tables concerning performance are based on our own calculations according to the gross performance (BVI) method² and illustrate past development. Past performance is not indicative for future returns. The BVI method takes into account all costs incurred at the fund level (e.g. management fees), the net performance and the issue fee. Additional individual costs may be incurred at the customer level (e.g. custodian fees, commission and other charges). Model calculation (net): an investor wishes to purchase shares for Euro 1,000. With a maximum issue surcharge of 5.00%, he has to spend a one-off amount of Euro 50.00 when making the purchase. In addition, there may be custodian costs that reduce performance. The custodian costs are decided by your bank's price list and service charges

1 | The fiscal treatment depends on the personal circumstances of the respective client and can be subject of change in the future.

2 | see also on (www.dje.de/DE_en/fonds/fondswissen/glossar)

3 | see also on (www.dje.de/en-de/company/about-us/invest-sustainably/)

4 | Awards and many years of experience do not guarantee investment success. Sources on homepage (<https://www.dje.de/en-de/company/about-us/awards--ratings/2023/>)

RB LuxTopic - Aktien Europa A

Targets particularly substantial large European companies with earning capacity



Asset Allocation in % of Fund Volume

Stocks	91.72%
Cash	8.28%

As at: 28/03/2024.

The asset allocation may differ marginally from 100% due to the addition of rounded figures.

Country allocation total portfolio (% NAV)

France	38.02%
Germany	22.76%
Netherlands	15.70%
Spain	9.29%
Italy	7.12%

As at: 28/03/2024.

Fund Prices per 25/04/2024

Bid	35.20 EUR
Offer	36.96 EUR

Fees¹

Initial Charge	5.00%
Management Fee p.a.	0.76%
Custodian Fee p.a.	0.09%
Management fee p.a.	1.00%

Performance Fee 10% of the gross unit value development, provided that the gross unit value at the end of the settlement period is higher than the highest unit value at the end of the previous settlement periods of the last 5 years [High Water Mark Principle]. The settlement period begins on 1 January and ends on 31 December of a calendar year. The first settlement period begins on 03.5.2021 and does not end until 31.12.2022, after which the calendar year. Payment is made at the end of the accounting period. For further details, see the sales prospectus.

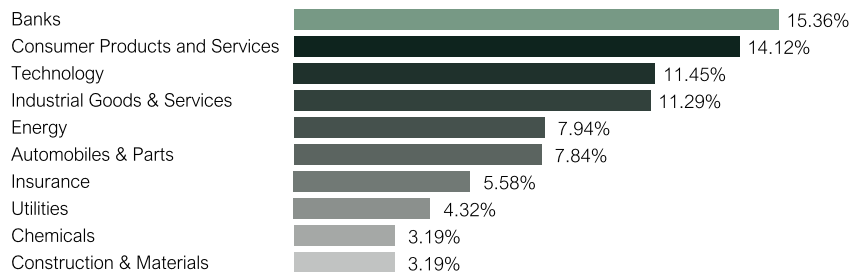
Risk Class (SRI 1-7)¹

Low Risk High Risk

1	2	3	4	5	6	7
---	---	---	---	---	---	---

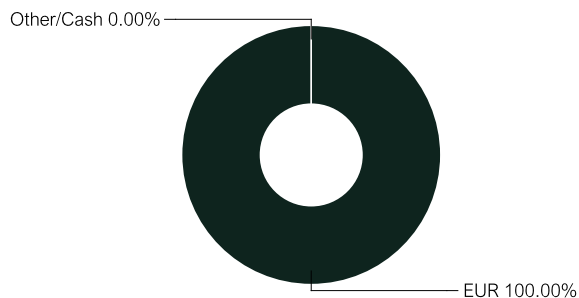
¹ | See Key Information Document (PRIIPs KID) under <https://www.dje.de/en-de/investment-funds/productdetail/LU0165251116#downloads>

Top 10 Equity Sectors in % of Fund Volume



As at: 28/03/2024.

Currency Exposure (% NAV)



Data: Anevis Solutions GmbH, own illustration. As at: 28/03/2024. Note: Cash position is included here because it is not assigned to any country or currency.

Top Ten Holdings in % of Fund Volume



As at: 28/03/2024. When buying a fund, one acquires shares in the said fund, which invests in securities such as shares and/or in bonds, but not the securities themselves.

Risk Measures¹

Standard Deviation (1 year)	6.38%	Maximum Drawdown (1 year)	-3.54%
Value at Risk (99% / 20 days)	-3.94%	Sharpe Ratio (1 year)	1.14

As at: 25/04/2024.

Target Group

The Fund is Suitable for Investors

- + with a medium to long-term investment horizon
- + who seek a core investment in equities
- + who wish to minimise risk compared to a direct investment in individual equities

The Fund is not Suitable for Investors

- with a short-term investment horizon
- who seek safe returns
- who are not prepared to accept increased volatility

RB LuxTopic - Aktien Europa A

Targets particularly substantial large European companies with earning capacity



Evaluation by MSCI ESG Research

MSCI ESG Rating (AAA-CCC)	AA
ESG Quality Score (0-10)	8.0
Environmental score (0-10)	7.1
Social score (0-10)	5.4
Governance score (0-10)	6.1
ESG Rating compared to Peer Group (100% = best value)	76.05%
Peer Group	Equity EuroZone (405 Funds)
ESG Coverage	100.00%
Weighted Average Carbon Intensity (tCO ₂ e / \$M sales)	84.30



AAA	26.79%	BB	2.99%
AA	55.13%	B	0.00%
A	14.46%	CCC	0.00%
BBB	0.62%	Not Rated	0.00%

ESG Rating What it means

AAA, AA	Leader: The companies that the fund invests in show strong and/or improving management of financially relevant environmental, social and governance issues. These companies may be more resilient to disruptions arising from ESG events.
A, BBB, BB	Average: The fund invests in companies that show average management of ESG issues, or in a mix of companies with both above-average and below-average ESG risk management.
B, CCC	Laggard: The fund is exposed to companies that do not demonstrate adequate management of the ESG risks that they face, or show worsening management of these issues. These companies may be more vulnerable to disruptions arising from ESG events.
Not Rated	Companies in the fund's portfolio that are not yet rated by MSCI, but these are rated as part of our own analysis.

Investment Approach

The RB LuxTopic - Flex has a clearly structured investment process. It is based on the three building blocks:

- F undamental
- S ystematic
- R isikoadjusted
- F undamental - International top companies

RB LuxTopic - Flex invests in large international groups with strong brands and a corresponding market position. These companies are often market leaders. They operate globally and generate their earnings worldwide. Above all, they are characterized by strong substance, high earning power, steady growth and attractive dividends.

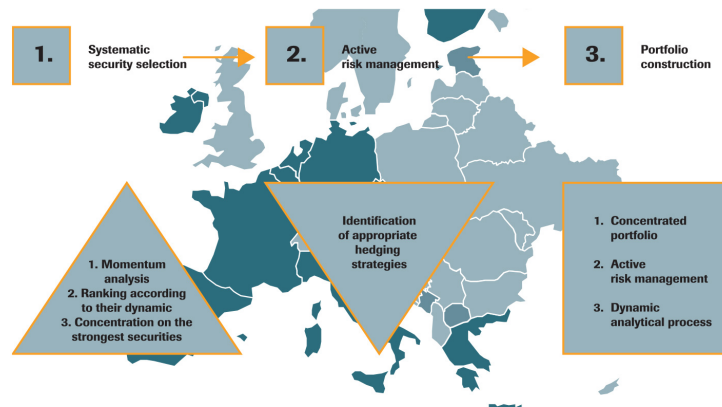
S ystematic - Systematic Stock Selection - Algorithm

A systematic selection process selects the strongest trending stocks from the given stock spectrum. The aim of this algorithm is to invest in higher-yielding companies over the long term and to underweight or weed out underperforming stocks.

R isikoadjusted - Active risk management

Active risk management complements portfolio management. If the setback in a falling stock market is smaller due to risk reduction, the investment starts from a higher level when the stock market later rises again.

Investment process



Source: Robert Beer Management GmbH. For illustrative purposes only.

Opportunities

- + Growth opportunities of Europe's top global companies
- + Active risk management using well established options strategy
- + Stable investment approach, proven in many market phases

Risks

- Equities may be subject to significant price falls
- Price risks of bonds when interest rates rise
- Issuer country, credit and liquidity risks

Source: MSCI ESG Research as at 28/03/2024
Information on the sustainability-relevant aspects of the funds can be found at www.dje.de/en-de/company/about-us/Invest-sustainably/

RB LuxTopic - Aktien Europa A

Targets particularly substantial large European companies with earning capacity



Fund Manager



Robert Beer
Responsible Since 25/06/2003

For more than 25 years, analysis models have been developed within the company. Dipl. Ing. Robert Beer and Dipl.-Inf. (FH) Peter Lukas lead the analysis and are supported by the whole team. The focus is on systematic and rule-based programs, emphasizing active title selection and consistent risk management. This allows an outperformance of standard indices to be achieved in the long term. Return and risk must be considered as an overall concept. Reconciling both is our recipe for success. This is backed up by intensive research work. The results are systematic and risk-adjusted investment solutions. This is how a specialized investment boutique was created.

Signatory of:



Contact

DJE Finanz AG
Zurich
+41 43 344 62 80
info@djefinanz.ch
www.djefinanz.ch

Monthly Commentary

For this fund no commentary will be provided.

Legal Information

The collective investment scheme ("the Fund"), is a fund on a contractual basis under the law of Luxembourg. Regarding the publication of performance data of the Fund it should be noted that the historic performance does not represent an indicator for the current or future performance and the performance data do not take account of the commissions and costs incurred on the issue and redemption of units. First Independent Fund Services Ltd., Klausstrasse 33, CH-8008 Zurich acts as the Swiss Representative (the "Swiss Representative") and NPB Neue Privat Bank Ltd., Limmatquai 1, P.O. Box, CH-8022 Zurich acts as the Paying Agent in Switzerland (the "Swiss Paying Agent") for the Fund. Copies of the prospectus (incl. management regulations), the Key Investor Information Document, as well as annual and semi-annual reports of the Fund may be obtained free of charge from the Swiss Representative in Zurich.

5 | Morningstar, Inc. All Rights Reserved. The information contained herein: (1) is proprietary to Morningstar and/or its content providers; (2) may not be copied or distributed; and (3) is not warranted to be accurate, complete or timely. Neither Morningstar nor its content providers are responsible for any damages or losses arising from any use of this information. Past performance is no guarantee of future results.